
	SAP Fiori Implementation	
	Unit Testing Scenario: 001	

Process: Fiori for Trial Balance App

Test Cycle: 001

Presented To



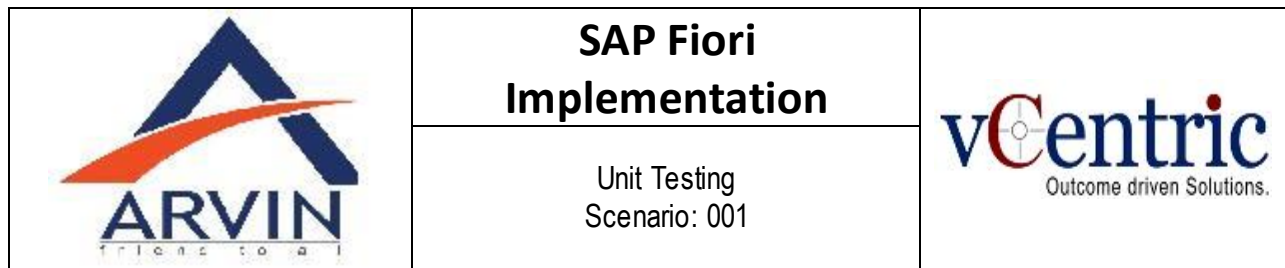
For the Project

SAP Fiori Implementation


By



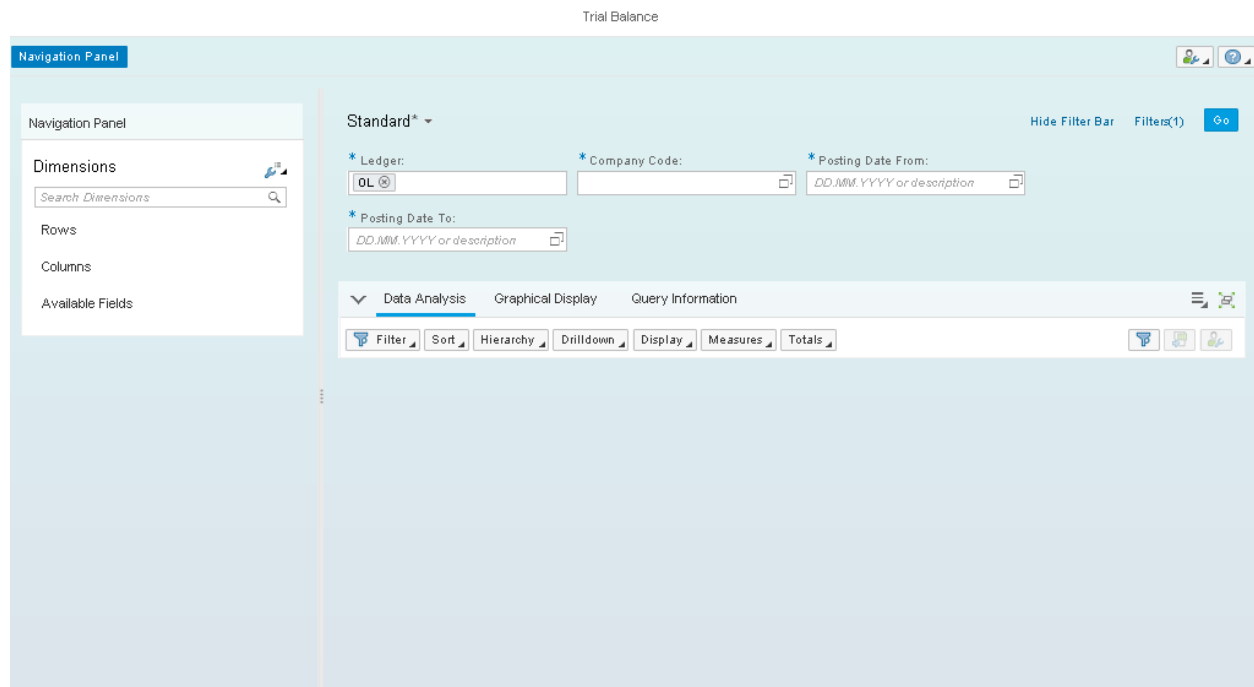
43/A, Road No. 12, M.L.A. Colony, Banjara Hills, Hyderabad – 500034, INDIA
Tel: +91 40 4455 9999, Fax: +91 40 4455 9900, Website: www.vcentric.com



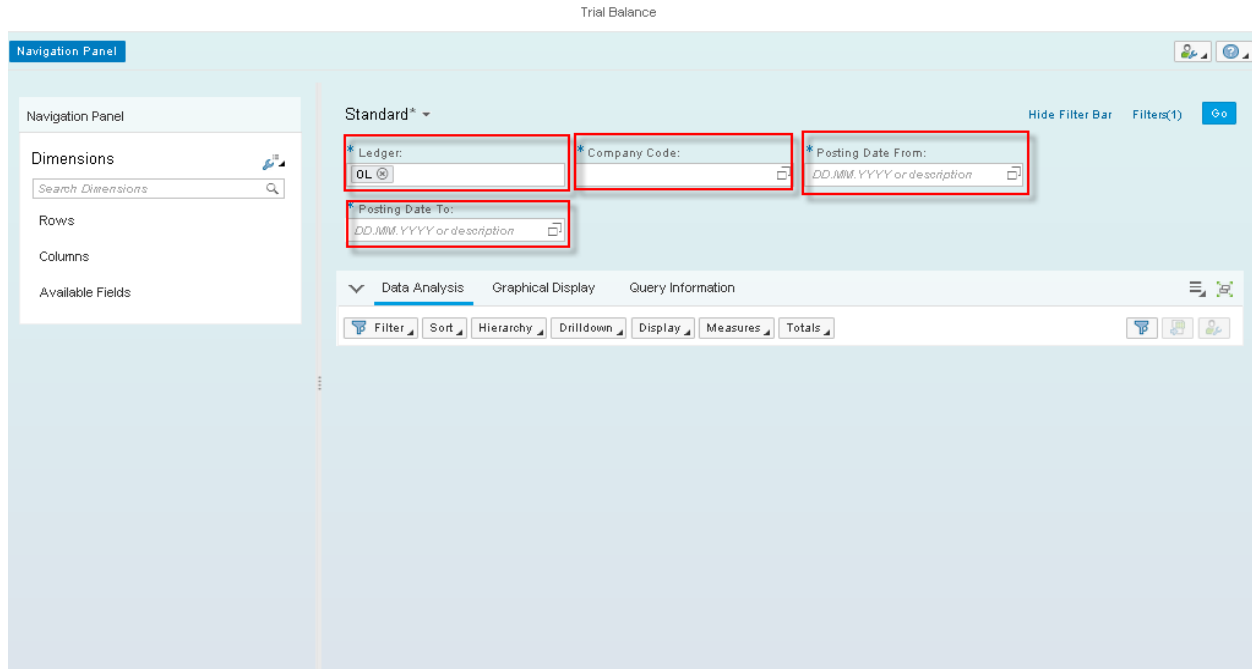
This document contains SAP Fiori for Trial Balance with Unit Test Cases.



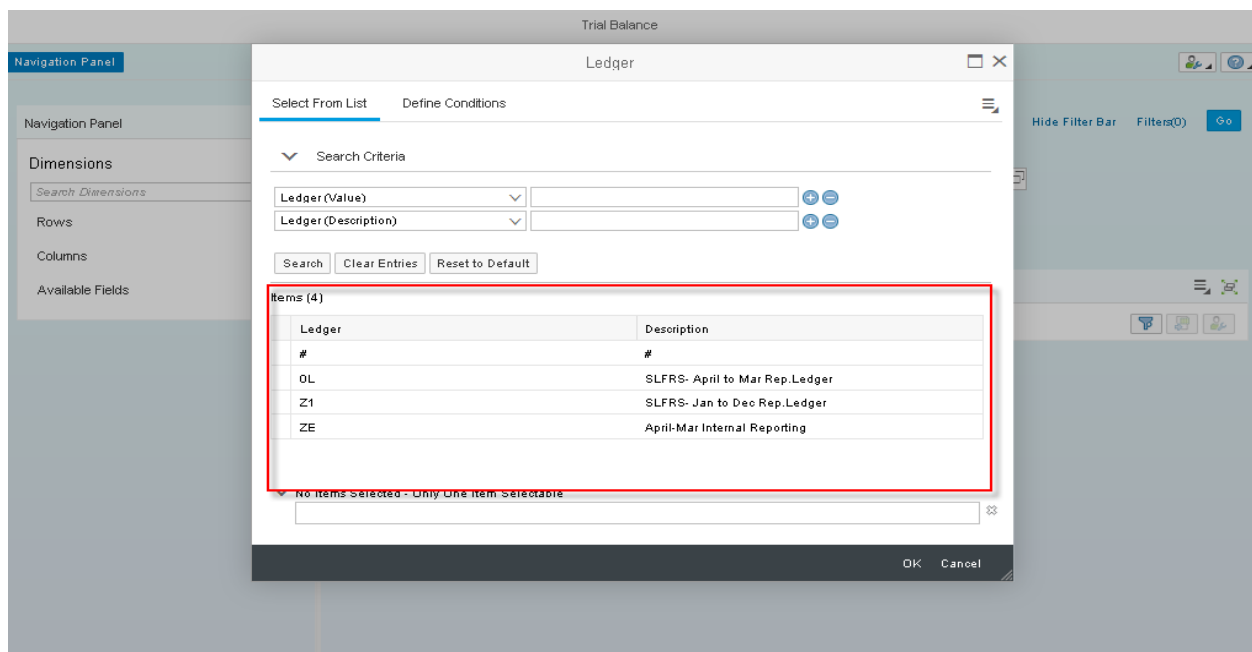
Click on the Trial Balance app.



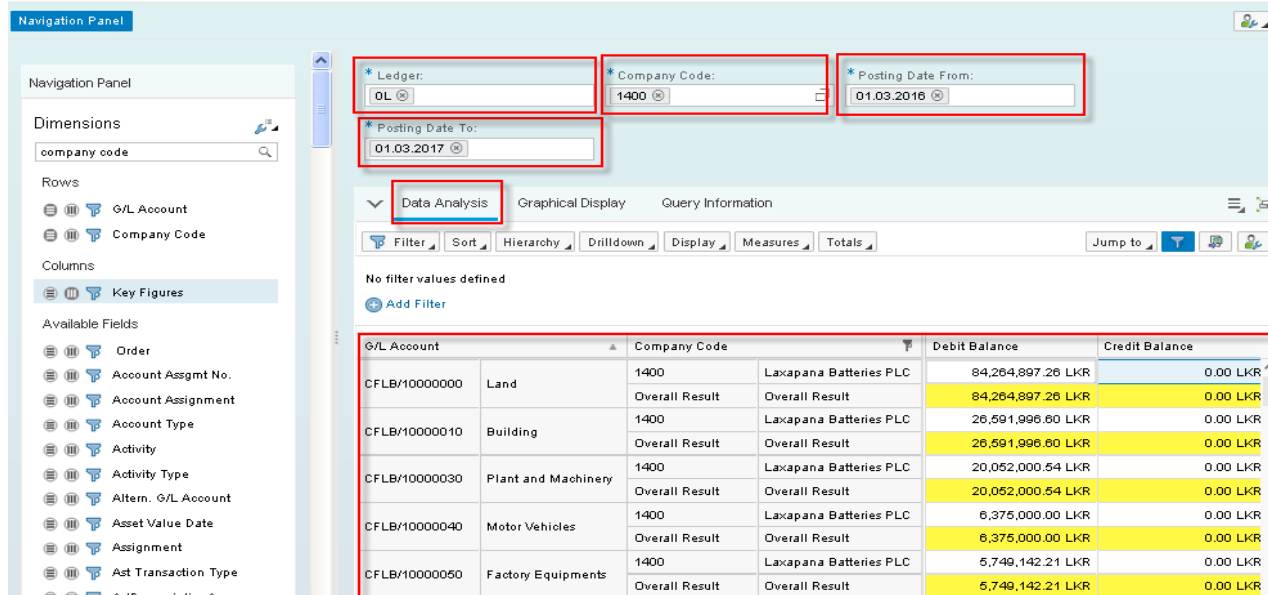
Input the data in the fields or can take search help.



Search help for Ledger. Similarly do it for other fields.



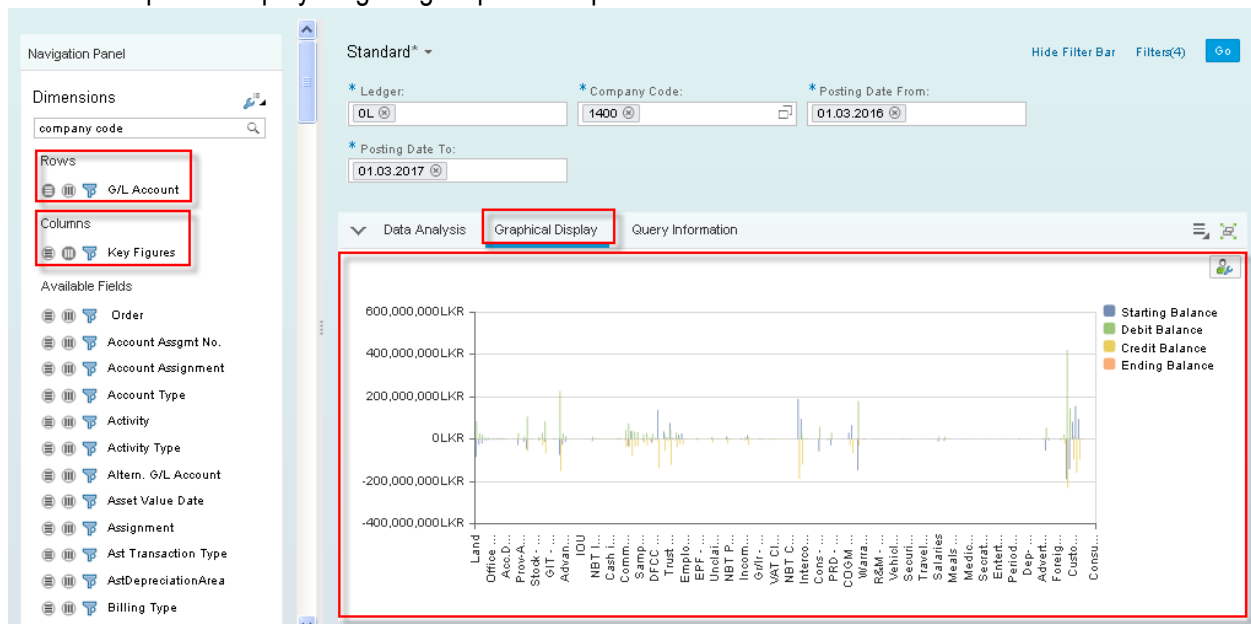
Click Data Analysis to get output in the Tabular format



The screenshot shows the SAP Fiori Data Analysis interface. The 'Data Analysis' tab is selected, displaying a table of G/L Accounts. The table has the following columns: G/L Account, Company Code, Debit Balance, and Credit Balance. The data is filtered for Company Code 1400 and Posting Date From 01.03.2016 to 01.03.2017. The table shows the following data:

G/L Account	Company Code	Debit Balance	Credit Balance
CFLB/10000000	1400	84,264,897.26 LKR	0.00 LKR
CFLB/10000010	1400	26,591,996.80 LKR	0.00 LKR
CFLB/10000030	1400	20,052,000.54 LKR	0.00 LKR
CFLB/10000040	1400	6,375,000.00 LKR	0.00 LKR
CFLB/10000050	1400	5,748,142.21 LKR	0.00 LKR

Click on Graphical Display for getting output in Graph Format.

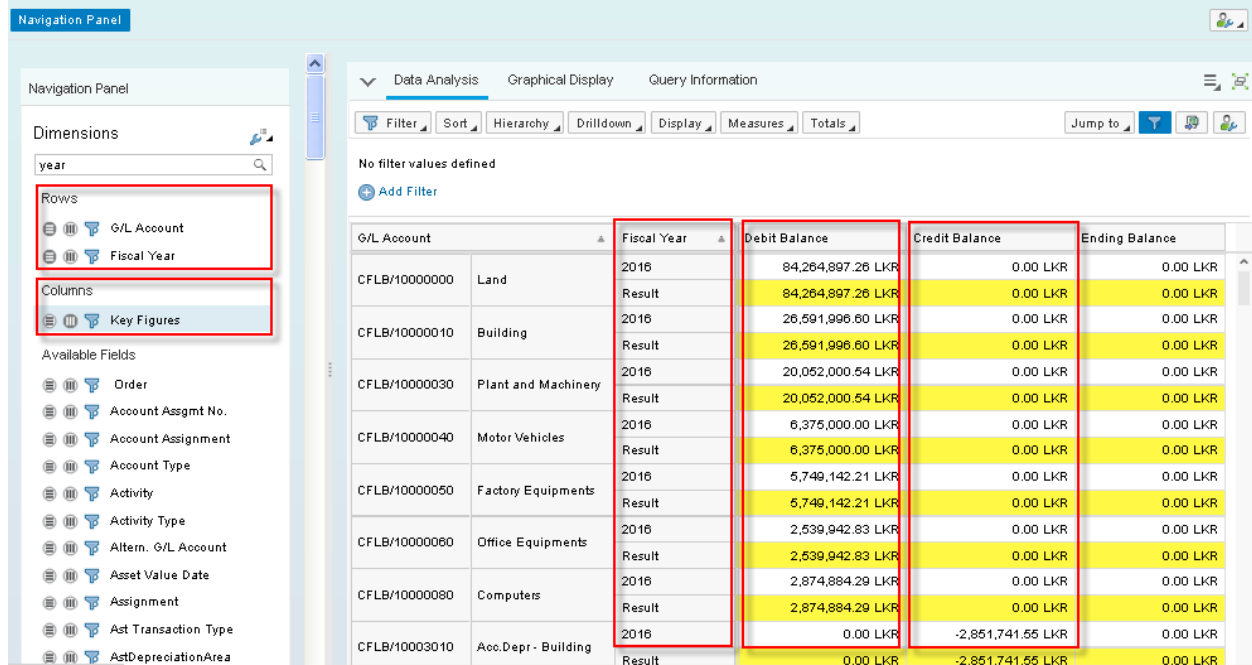


The screenshot shows the SAP Fiori Graphical Display interface. The 'Graphical Display' tab is selected, displaying a bar chart of G/L Accounts. The chart shows the Debit Balance and Credit Balance for each G/L Account. The Y-axis represents the balance in LKR, ranging from -400,000,000 LKR to 600,000,000 LKR. The X-axis lists the G/L Accounts. The chart shows the following data:

G/L Account	Debit Balance	Credit Balance
CFLB/10000000	84,264,897.26 LKR	0.00 LKR
CFLB/10000010	26,591,996.80 LKR	0.00 LKR
CFLB/10000030	20,052,000.54 LKR	0.00 LKR
CFLB/10000040	6,375,000.00 LKR	0.00 LKR
CFLB/10000050	5,748,142.21 LKR	0.00 LKR

Getting the output records for Fiscal year, Debit balance and credit Balance for this app.

Trial Balance



G/L Account	Fiscal Year	Debit Balance	Credit Balance	Ending Balance
CFLB/10000000 Land	2016	84,264,897.26 LKR	0.00 LKR	0.00 LKR
	Result	84,264,897.26 LKR	0.00 LKR	0.00 LKR
CFLB/10000010 Building	2016	26,591,996.60 LKR	0.00 LKR	0.00 LKR
	Result	26,591,996.60 LKR	0.00 LKR	0.00 LKR
CFLB/10000030 Plant and Machinery	2016	20,052,000.54 LKR	0.00 LKR	0.00 LKR
	Result	20,052,000.54 LKR	0.00 LKR	0.00 LKR
CFLB/10000040 Motor Vehicles	2016	6,375,000.00 LKR	0.00 LKR	0.00 LKR
	Result	6,375,000.00 LKR	0.00 LKR	0.00 LKR
CFLB/10000050 Factory Equipments	2016	5,749,142.21 LKR	0.00 LKR	0.00 LKR
	Result	5,749,142.21 LKR	0.00 LKR	0.00 LKR
CFLB/10000060 Office Equipments	2016	2,539,942.83 LKR	0.00 LKR	0.00 LKR
	Result	2,539,942.83 LKR	0.00 LKR	0.00 LKR
CFLB/10000080 Computers	2016	2,874,884.29 LKR	0.00 LKR	0.00 LKR
	Result	2,874,884.29 LKR	0.00 LKR	0.00 LKR
CFLB/10003010 Acc.Depr - Building	2016	0.00 LKR	-2,851,741.55 LKR	0.00 LKR
	Result	0.00 LKR	-2,851,741.55 LKR	0.00 LKR

With this app you can display debit or credit balances for each ledger and all company codes for one or more periods in a fiscal year. In addition, the app can display the balances of the previous and following periods in the reporting year, if you have selected only individual periods.